


Lock Cover Installation

Tools needed: Phillips head screwdriver. Installation time: 5-10 minutes.




Remove latch bracket




Remove latch and rubber seal



Slide latch into lock cover



Reinstall latch with cover in place



Reinstall latch bracket

Caring For Your Lock Covers

Temperature Considerations

Lock covers help prevent moisture from entering locks and freezing during the colder months. Cold temperatures will stiffen/harden the lock cover material. Opening the covers can become more difficult in cold to extreme cold temperatures. Warm temperatures will soften the lock cover material and make them easier to open. High temperatures may damage the cover material. To extend the lifetime of your lock covers, I recommend uninstalling them during the warmest months of the year.